



# Online Application Guide

After completing the online application, **please notify by e-mail the person in charge in the department** that you have completed the application.

Department	Fields of Specialization	E-mail
Department of Mathematical Sciences	The entire(whole) field of Mathematics	dhkim95@snu.ac.kr
Department of Statistics	Data Science(AI, Big data)	p0p0p0@snu.ac.kr
Department of Biological Sciences	All Areas in Biological Sciences	arnaelle@snu.ac.kr



# Apply

# Personal Information

Personal Information

Academic Information

Career Information

Research Outcomes For Evaluation

Overall Research Achievements

Personal Introduction

Recommender

## School/Department of Application

Load previous application

Once school, department and category are selected, the recruitment year and category will automatically appear. \* Required information is denoted with an asterisk.

Application is only available during the application period.

Personal information is required before moving onto the rest of the application form.

College/School*	Select	College(Dept.)*	Select
Area*	Select		
Recruitment Year		Recruitment Classification	
		Application Classification	Full-time

## PW

PW*	<input type="text"/>	Use maximum 10 letters or numbers.
Confirm PW*	<input type="text"/>	



### Basic Information

Make note of your E-mail Address and Password for future modification and confirmation.

Personal Information

Academic Information

Career Information

Research Outcomes For Evaluation

Overall Research Achievements

Personal Introduction

Recommender



Upload your photo

Accepted file types are JPG,GIF,PNG of Max. 500KB

Nationality\*

Final Education\*

Name\*

Name (Chinese)\*

Name (English)

Date of Birth\*

Gender\*

E-mail\*

E-mail address is required for future modification and confirmation.

Mobile Phone\*

ex. 010-1234-5678

Home Address \*

Zip Code Search

If you have an international address, you may enter the postal code without using the automated checking system.

Enter your home telephone number.

ex.02-1234-5678

Mailing Address\*

Same as above

Zip Code Search

If you have an international address, you may enter the postal code without using the automated checking system.

Enter emergency phone number.

ex.02-1234-5678



# Apply

## Academic Information

Personal Information

**Academic Information**

Career Information

Research Outcomes For Evaluation

Overall Research Achievements

Personal Introduction

Recommender

Please enter academic records for bachelor's degree and above before moving onto next section.

### University/Graduated school

Enter in the order of Bachelor's/Master's/Ph.D

Click [Add] button to add more academic records.

More academic records can be added by clicking the [Add] button.

Add

Period*	<input type="text" value="31"/> — <input type="text" value="31"/>
Type of Degree*	<input type="text" value="Select"/> <input type="checkbox"/> Final Education
Clas.	<input type="text" value="Select"/> SNU Graduate from the Applying Department: SNU Graduate from the Applying Department SNU Graduate from the a Different Department: SNU Graduate from a Different Department
University*	<input type="text" value="Click Search Button."/> <input type="button" value="Search"/>
College/ School*	<input type="text"/> <input type="text" value="College(Dept.)*"/>
Major	<input type="text" value="Click Search Button."/> <input type="button" value="Search"/>
Graduation Category*	<input type="text" value="Select"/>
Title of Degree*	<input type="text" value="Select"/>
Title of Dissertation	<input type="text"/>
Academic Adviser	Affiliation (Name of University) <input type="text"/> Rank <input type="text"/> Name <input type="text"/>
Attachment	<input type="text"/> <input type="button" value="Attachment"/>



# Apply

# Career Information

Personal Information

Academic Information

**Career Information**

Research Outcomes For Evaluation

Overall Research Achievements

Personal Introduction

Recommender




Please enter all employment experience(s) before moving onto the next section.

## Career Information

Enter from the most current employment and include military experience if applicable.

More employment records can be added by clicking the [Add] button.

Add

Work Period*	<input type="text" value=""/>  — <input type="text" value=""/> 	For the present employment, enter today's date for the last date of employment.	
Type of Employment*	<input type="text" value="Select"/> 		
Employer Name*	<input type="text"/>		
Position Title*	<input type="text"/>	Significant Employment Experience	<input type="checkbox"/>
Job Description	<input type="text"/>	Current Employer	<input type="checkbox"/>
Attachment	<input type="text"/>		Attachment

Click [Save] button to save the data.

Save



# Research Outcomes For Evaluation

## Apply

Select Evaluation Standard(※ Refer to announcement from respective college/school)

Select	Publication (Presentation) Date	Index Score (No. of Publication) ~ Max. Score (No. of Publication)	Others
<input checked="" type="radio"/>	2015-11 ~ 2020-11	5 ~ 5	

## Enter Research Publications for Evaluation

More research outcomes can be added by clicking the [Add] button. Add

Status of Research Publications for Evaluation

Book 0 Article 0 Exhibitions (Presentations) 0 Others 0 Total Recognized Points 0pts

Type of Research Publication*	Books <input type="button" value="v"/>	※ Please select "Other" if the research publications are translation, compilation of other works, etc.		
Title in Korean	<input type="text"/>			
Original Title*	<input type="text"/>			
Publication (Presentation) Date*	<input type="text"/>	<input type="button" value="calendar"/>	State Year and Month ex. 201101	
Publisher*	<input type="text"/>			
URL	<input type="text"/>			
Status of Major Academic Journal Index	Not Listed <input type="button" value="v"/>			
Joint Research Details*	No. of Authors	Single Resear <input type="button" value="v"/>	Number	<input type="text" value="1"/>
			Recognized Score	<input type="text" value="100"/>
Co-author(s) Name	<input type="text"/> ex. author1, author2, author3			
Attachment	<input type="text"/>			<input type="button" value="Attachment"/>

When submitting the certificate of publication scheduled, add it to the first page of the academic publication and create a PDF file and upload it.

Personal Information

Academic Information

Career Information

Research Outcomes For Evaluation

Overall Research Achievements

Personal Introduction

Recommender



# Apply

Personal Information

Academic Information

Career Information

Research Outcomes For Evaluation

**Overall Research Achievements**

Personal Introduction

Recommender

# Overall Research Achievements

## Overall Research Achievements

Enter the number of research outcomes from the time of graduate school to the application date and attach a file listing the researches.

Reuploading the attachment will replace the existing attachment.

※ The attached file must include the contents included in the sample.

(Accepted file types are HWP, DOC, DOCX, XLS, XLSX, PDF of 8MB Max.)

(Title, Date of Publication (Presentation), Publisher, Academic Journal Index Category, URL, Author Details, etc.)

Form Download

Book	0 Counts	Article	0 Counts	Presentation	0 Counts	Patent	0 Counts	Others	0 Counts
------	-------------	---------	-------------	--------------	-------------	--------	-------------	--------	-------------

Attachment

Attachment

Register Research Outcomes For Evaluation

Save

Personal Introduction



## Apply

Personal Information

Academic Information

Career Information

Research Outcomes For Evaluation

Overall Research Achievements

**Personal Introduction**

Recommender

# Personal Introduction

## Personal Introduction

Attach Personal Introduction including Research Outcomes and Award career.

※ Accepted file types are HWP, DOC, DOCX, XLS, XLSX, PDF of 8MB Max.

Cover Letter

Attachment

## Education and Research Plan

Attach Education and Research Plan including available subjects to lecture, research subject and short-term research plan

※ Accepted file types are HWP, DOC, DOCX, XLS, XLSX, PDF of 8MB Max.

Education and Research Plan

Attachment

Resister Overall Research Achievements

Save

Enter Recommender





# Apply

# Recommender

Personal Information

Academic Information

Career Information

Research Outcomes For Evaluation

Overall Research Achievements

Personal Introduction

**Recommender**

Enter more than 2 persons who majored in the same field.

The application is complete after pressing the [Submit] button and the application can be modified during the submission period after signing in to the account.

## Recommender

If you want to write more Recommender, press [Add] button.

Add

Relationship*	<input type="text"/>	Name*	<input type="text"/>
Position*	<input type="text"/>	Affiliation*	<input type="text"/>
Phone No.*	<input type="text"/> ex. 010-1234-1234	E-mail*	<input type="text"/>
Address	<input type="text"/>	Zip Code Search	If you have an international address, you may enter the postal code without using the automated checking system.
	<input type="text"/>	<input type="text"/>	

Click [Save] button to save the data.

Save

Apart from entering the recommender information, the request for sending a recommendation letter must be made directly by the applicant.



## Confirm

# Confirm

Process of submitted application can be checked here.

## Confirm

College/School	College of Natural Sciences
College(Dept.)	
Area	
Recruitment Classification	
Submitted Date	
Status of Recruitment Process	Recruitment plan
Approved	Waiting For Approval
Receipt Number	

After completing the online application, please notify by e-mail the person in charge in the department that you have completed the application.

Whether the application is approved or not will be finally decided 7 days after the application deadline.

Print Application

Cancel Application